



TILES & MARBLE

Tile Collection 2023

CONTENTS

MISSION/VISION	1
WALL TILES	2 - 21
25X75	3-19
60.5X121	21
FLOOR TILES	22-59
59.5X59.5	22-28
60X60	36-41
80X80	42-57
60.5X121	58-59
FLOOR & WALL TILES	60-68
60.5X121	60-68
TECHNICAL SPECS	69-71
WALL TILES	69
WALL TEST REOPORT	70
FLOOR TILES	71

MISSION/VISION

Our mission at Esthetica Tiles and Marble is to be the leading supplier of top-quality products to our customers. We believe that tiles and marbles are the foundation of any great design, whether it's a residential or commercial project. That's why we source the highest quality products from around the world and deliver them to our customers at competitive prices. We are committed to providing outstanding service and expert advice, ensuring that our customers receive the best possible experience. We strive to build lasting relationships, based on trust, honesty, and a commitment to excellence.

At Esthetica Tiles and Marble, our vision is to become the premier supplier of high-quality tiles and marble products in the industry. We strive to inspire and transform living spaces with our exceptional products, making homes and commercial spaces a true reflection of our customers' personal styles. Our goal is to be recognised for our commitment to quality, affordability, and innovation, and to be a trusted partner for all our customers' needs. Becoming industry leaders in the process.






WALL TILES (25X75)

AGATHA COLLECTION

AGATHA GOLD







AGATHA BROWN



AGATHA MIX



TECHNICAL SUMMARY

	SIZE	25X75 CM
	PROFILE	NORMAL
	THICKNESS	11MM
	SURFACE FINISH	GLOSSY



ASTRID COLLECTION


ASTRID GREY






ASTRID LIGHT GREY



ASTRID MIX GREY




TECHNICAL SUMMARY

	SIZE	25X75 CM
	PROFILE	NORMAL
	THICKNESS	11MM
	SURFACE FINISH	GLOSSY




AZALIA COLLECTION


AZALIA GREY




AZALIA ASH




AZALIA IVORY



AZALIA BROWN



AZALIA GREY MIX A



AZALIA GREY MIX B







AZALIA IVORY MIX A



AZALIA IVORY MIX B




TECHNICAL SUMMARY

	SIZE	25X75 CM
	PROFILE	NORMAL
	THICKNESS	11MM
	SURFACE FINISH	GLOSSY




JULIA COLLECTION


JULIA 1




JULIA 2



JULIA 3




JULIA 4



JULIA 5



JULIA 6



TECHNICAL SUMMARY



SIZE

25X75 CM



PROFILE

NORMAL



THICKNESS

11MM



SURFACE FINISH

MATT



TABLET COLLECTION

TABLET 1



TABLET 2



TABLET MIX



TECHNICAL SUMMARY

	SIZE	25X75 CM
	PROFILE	NORMAL
	THICKNESS	11MM
	SURFACE FINISH	GLOSSY



LAPIS COLLECTION

LAPIS BLUE



LAPIS CARARRA



TECHNICAL SUMMARY



SIZE

31.5X96 CM



PROFILE

RECTIFIED



THICKNESS

11MM



SURFACE FINISH

MATT




MARMO COLLECTION

MARMO



MARMO CEMENT



TECHNICAL SUMMARY



SIZE

31.5X96 CM



PROFILE

RECTIFIED



THICKNESS

11MM



SURFACE FINISH

MATT



SAHARA COLLECTION

SAHARA BLACK FLAT



SAHARA BLACK FARMA



TECHNICAL SUMMARY



SIZE

31.5X96 CM



PROFILE

RECTIFIED



THICKNESS

11MM



SURFACE FINISH

MATT



URBAN COLLECTION

URBAN 1



URBAN 2



URBAN 3



TECHNICAL SUMMARY

	SIZE	31.5X96 CM
	PROFILE	RECTIFIED
	THICKNESS	11MM
	SURFACE FINISH	MATT SATINATO




WALL TILES (60.5X121) Porcelain





AGATHA GEOMETRIC



MANSOUR GEOMETRIC



TECHNICAL SUMMARY

	SIZE	60.5X121 CM
	PROFILE	RECTIFIED
	THICKNESS	10.3 MM
	SURFACE FINISH	GLOSSY



FLOOR TILES (59.5X59.5)

ALBANIA 1




AMAZON 1



ASIAGO GREY



AZURE




ASIAGO BEIGE



ASHLEY WHITE



BEAT 1



BOTTEGA IVORY



TECHNICAL SUMMARY



SIZE

59.5X59.5CM



PROFILE

RECTIFIED



THICKNESS

9.8MM




SURFACE FINISH


MATT



BOTTEGA NOCE



CORRINE 1




CEMENT LAPIS



DUCALA 1




ELEPHANT LIGHT



FLOWER 1



FRESH LIGHT




FLORANCE 1



FLORANCE 2




GAIA 1



JAMAICA 1



MARMO



ORIENTAL BEIGE



TECHNICAL SUMMARY



SIZE

59.5X59.5CM



PROFILE

RECTIFIED



THICKNESS

9.8MM




SURFACE FINISH

MATT




ORIENTAL GREY



PRAGA GREY



PRAGA IVORY



PANAMA STONE



PRADA AVIO




PRADA BEIGE



PRADA GREY




RUGIADA 1



RUBIES 1



SAHARA



TRANI 1



TRANI 4



TECHNICAL SUMMARY



SIZE 59.5X59.5CM



PROFILE RECTIFIED




THICKNESS 9.8MM




SURFACE FINISH MATT




URBAN 1



SHARAZ TESSUTO




COPPER NOCE



ARDESIA



SERINA



TECHNICAL SUMMARY

	SIZE	59.5X59.5CM
	PROFILE	RECTIFIED
	THICKNESS	9.8MM
	SURFACE FINISH	MATT SATINATO




AGATHA GOLD




AIDA 1



AMBRA




ARIEL




ASHLY WHITE



ASTRID DARK GREY




ASTRID GREY



AZALIA ASH




AZALIA BROWN



AZALIA GREY




AZALI AIVORY



BAHAMS



BRAZIL 1



TECHNICAL SUMMARY



SIZE

59.5X59.5 CM



PROFILE

RECTIFIED



THICKNESS

9.8MM



SURFACE FINISH

GLOSSY



CHESTER



COLOMBIA IVORY



COLOMBIA LIGHT GREY




DIANA SAND



ELDORADO IVORY




ELDORADO WHITE




FANCY WHITE




GALAXY BLACK




GALAXY WHITE




KENIA 1



NEW CAIRO



MEDIA 1



NATURA 6



TECHNICAL SUMMARY



SIZE

59.5X59.5 CM



PROFILE

RECTIFIED



THICKNESS

9.8MM



SURFACE FINISH


GLOSSY



NILSON




ROYALTY



SORAYA GREY




STORM 1




STORM 3




TABLET 1




TACOS ONIX



TANIA 1




TIFFANY LIGHT GREY



TWENTIES



ZAHIRA



TECHNICAL SUMMARY



SIZE

59.5X59.5 CM



PROFILE

RECTIFIED



THICKNESS

9.8MM



SURFACE FINISH

GLOSSY



FLOOR TILES (60X60) Porcelain


ANTALYA



CHENNAI



CORDOBA



GRADA




HELEOPOLIS




IOWA



IZMIR




KABUL



KORBA




MARAKESH







MOBICA BEIGE




MOBICA GREY




MONTANA




MUMBAI




NEVADA




OSLO




PAZAR




QUOTA



RADES




SERT







TEBA







TORONTO



WAZZAN




TECHNICAL SUMMARY





	SIZE	60X60 CM
	PROFILE	RECTIFIED
	THICKNESS	9.8MM
	SURFACE FINISH	GLOSSY

FLOOR TILES (80X80)

ALASKA




TECHNICAL SUMMARY

	SIZE	80X80 CM
	PROFILE	RECTIFIED
	THICKNESS	10.3 MM
	SURFACE FINISH	GLOSSY



ALEXIS



TECHNICAL SUMMARY



SIZE

80X80 CM



PROFILE

RECTIFIED




THICKNESS

10.3 MM



SURFACE FINISH





GLOSSY



CANYON



TECHNICAL SUMMARY

	SIZE	80X80 CM
	PROFILE	RECTIFIED
	THICKNESS	10.3 MM
	SURFACE FINISH	GLOSSY



DORA



TECHNICAL SUMMARY





	SIZE	80X80 CM
	PROFILE	RECTIFIED
	THICKNESS	10.3 MM
	SURFACE FINISH	GLOSSY



MARMO




TECHNICAL SUMMARY





	SIZE	80X80 CM
	PROFILE	RECTIFIED
	THICKNESS	10.3 MM
	SURFACE FINISH	GLOSSY



MERIT




TECHNICAL SUMMARY





	SIZE	80X80 CM
	PROFILE	RECTIFIED
	THICKNESS	10.3 MM
	SURFACE FINISH	GLOSSY



REAL



TECHNICAL SUMMARY




	SIZE	80X80 CM
	PROFILE	RECTIFIED
	THICKNESS	10.3 MM
	SURFACE FINISH	GLOSSY



SUMATRA



TECHNICAL SUMMARY

	SIZE	80X80 CM
	PROFILE	RECTIFIED
	THICKNESS	10.3 MM
	SURFACE FINISH	GLOSSY

FLOOR TILES (60.5X121)





MERIDIANA GREY



BRAZIL



TECHNICAL SUMMARY





	SIZE	60.5X121 CM
	PROFILE	RECTIFIED
	THICKNESS	10.3 MM
	SURFACE FINISH	MATT

FLOOR TILES (60.5X121) Porcelain

BLACK AND GOLD



TECHNICAL SUMMARY

	SIZE	60.5X121 CM
	PROFILE	RECTIFIED
	THICKNESS	10.3 MM
	SURFACE FINISH	GLOSSY



FLOOR & WALL TILES (60.5X121)


RONDA BLACK



RONDA GREY



CARVEL



TECHNICAL SUMMARY



SIZE

60.5X121 CM



PROFILE

RECTIFIED



THICKNESS


10.3 MM



SURFACE FINISH

MATT


CANYON



MARMO



MEDIA



TECHNICAL SUMMARY



SIZE

60.5X121 CM



PROFILE

RECTIFIED



THICKNESS


10.3 MM




SURFACE FINISH

MATT





MERIDIANA BEIGE



BRAZIL 1



TECHNICAL SUMMARY


	SIZE	60.5X121 CM
	PROFILE	RECTIFIED
	THICKNESS	10.3 MM
	SURFACE FINISH	MATT

FLOOR & WALL TILES (60.5X121) Porcelain

AGATHA BROWN



AGATHA GOLD



TECHNICAL SUMMARY



SIZE

60.5X121 CM



PROFILE

RECTIFIED



THICKNESS

10.3 MM



SURFACE FINISH

GLOSSY


ALASKA







CALACATTA GOLD



ELDORADO IVORY



TECHNICAL SUMMARY

	SIZE	60.5X121 CM
	PROFILE	RECTIFIED
	THICKNESS	10.3 MM
	SURFACE FINISH	GLOSSY

MANSOUR



LEVANTE BEIGE



OPAL BLUE



TECHNICAL SUMMARY



SIZE

60.5X121 CM



PROFILE

RECTIFIED



THICKNESS


10.3 MM




SURFACE FINISH

GLOSSY

TACOS ONIX



VENATO



TECHNICAL SUMMARY



SIZE

60.5X121 CM



PROFILE

RECTIFIED



THICKNESS


10.3 MM







SURFACE FINISH

GLOSSY

STATUARIO



TECHNICAL SUMMARY

	SIZE	60.5X121 CM
	PROFILE	RECTIFIED
	THICKNESS	10.3 MM
	SURFACE FINISH	POLISHED

TECHNICAL SPECS (WALL TILES)

S. No	Test item	central lab.	Required by standard EN 14411 BIII	Required by ISO standard 13006 BIII	Test Standard
1	Dimensions:				
	1-1 Length and width	± 0.25 %	+ 0.6/ - 0.3 %	+ 0.6/ - 0.3 %	ISO 10545-2
	1-2 Thickness	± 5 %	± 10 %	± 10 %	ISO 10545-2
	1-3 Straightness of sides	± 0.15 %	± 0.3 %	± 0.3 %	ISO 10545-2
	1-4 Rectangularity	± 0.15 %	± 0.3 %	± 0.3 %	ISO 10545-2
	1-5 Surface flatness				
	a) Center curvature	± 0.3 %	+0.5 % / -0.3 %	+0.5 % / -0.3 %	ISO 10545-2
	b) Edge curvature	± 0.3 %	+0.5 % / -0.3 %	+0.5 % / -0.3 %	ISO 10545-2
	c) Warpage	± 0.3 %	± 0.5 %	± 0.5 %	ISO 10545-2
2	Water absorption %	> 10 %	E >10%	E >10%	ISO 10545-3
3	Modulus of rupture N/mm ²	≥ 17	Min 15 for thickness ≤ 7.5 mm Min 12 for thickness > 7.5 mm	Min 15 for thickness ≤ 7.5 mm Min 12 for thickness > 7.5 mm	ISO 10545-4
	Breaking strength in N	≥ 700 ≥ 300	≥ 600 for thickness ≥ 7.5 mm ≥ 200 for thickness < 7.5 mm	≥ 600 for thickness ≥ 7.5 mm ≥ 200 for thickness < 7.5 mm	
4	Impact resistance	Pass	Declared value	Available	ISO 10545-5
5	Thermal expansion coefficient	Pass	Declared value	Available	ISO 10545-8
6	Thermal shock resistance	Pass	Pass	Available	ISO 10545-9
7	Moisture Expansion	Pass	Declared value	Available	ISO 10545-10
8	Crazing resistance	Pass	Pass	Required	ISO 10545-11
9	Frost Resistance	Pass	Declared value	Available	ISO 10545-12
10	Resistance to chemicals	Class A	Declared value	Available	ISO 10545-13
11	Resistance to staining	Class 5	Min class 3	Min class 3	ISO 10545-14
12	Lead and cadmium Release	Pass	Declared value	Available	ISO 10545-15
13	Small color differences	No change	Δ E < 0.75	Δ E < 0.75	ISO 10545-16
14	Surface quality (Min tiles shall be free from visible defects)	97%	Min 95%	+ 0.6/ - 0.3 %	ISO 10545-2

WALL TEST REPORT

N	Test item	Test Standard	Required by std. 13006 Bill 2018	Lab.
Dimensions & Surface Quality Characteristic:				
1	1-1 Length and width	ISO 10545-2	+0.6% -0.3%	601±1 mm
	1-2 Thickness	ISO 10545-2	±5%	10 ± 0.4 mm
	1-3 Straightness of sides	ISO 10545-2	± 3.0%	- 0.20 + 1 mm
	1-4 Rectangularity	ISO 10545-2	± 3.0%	- 0.20 + 1 mm
	1-5 Surface flatness (Curvature)	ISO 10545-2	+ 0.8 % - 0.2 %	- 0.20 + 1 mm
	1-6 Surface Flatness (Warpage)	ISO 10545-2	0.75mm	- 0.20 + 1 mm
	1-7 Surface quality	ISO 10545-2	Min 95 %	97 %
Physical Property Characteristic:				
2	2-1 Water absorption %	ISO 10545-3	E ≥ 10	average 14.0%
	2-2 Modulus of rupture N/mm ² Breaking strength in N	ISO 10545-4	MIN 12 N/mm ²	21 21 23 20.8 Average 21.45
	2-5 Linear thermal expansion	ISO 10545-8	Available	pass
	2-6 Resistance to thermal shock	ISO 10545-9	Available	pass
	2-7 Resistance to Crazing	ISO 10545-11	required	pass
	2-8 Frost resistance	ISO 10545-12	required	pass
	2-9 Moisture expansion	ISO 10545-10	Available	pass
	2-11 Small Color Differences	ISO 10545-16	Available	pass
	2-12 Impact Resistance	-	-	-
Chemical Property Characteristic:				
0	3-1 Resistance of staining	ISO 10545-14	Min class 3	Class 5
	3-2 Resistance to Low Concentrations of Acids & Alkalis	ISO 10545-13	Min class B	Class A
	3-3 Resistance to household Cleaners & Swimming Pool Salts	ISO 10545-13	Min GB	pass
	3-5 Lead and cadmium release Glazed Tiles	ISO 10545-15	Available	pass

TECHNICAL SPECS (FLOOR TILES)

S. No	Test item	central lab.	Required by ISO standard 13006 B1a Annex J	Required by standard EN 14411 B1a Annex I	Test Standard
1	Dimensions:				
	1-1 Length and width (Non Rectified Tiles)	± 0.4 %	+ 0.6/ - 0.3 %	+ 0.6 %	ISO 10545-2
	1-2 Thickness	± 5 %	± 5 %	± 5 %	ISO 10545-2
	1-3 Straightness of sides (Non Rectified Tiles)	± 0.15 %	± 0.5 %	± 0.5 %	ISO 10545-2
	1-4 Rectangularity (Non Rectified Tiles)	± 0.15 %	± 0.5 %	± 0.5 %	ISO 10545-2
	1-5 Surface flatness				
	a) Center curvature (Non Rectified Tiles)	± 0.18 %	± 0.5 %	± 0.5 %	ISO 10545-2
	b) Edge curvature (Non Rectified Tiles)	± 0.18 %	± 0.5 %	± 0.5 %	ISO 10545-2
	c) Warpage (Non Rectified Tiles)	± 0.18 %	± 0.5 %	± 0.5 %	ISO 10545-2
2	Water absorption %	Average 4 %	3 < E ≤ 6 %	3 < E ≤ 6 %	ISO 10545-3
3	Modulus of rupture N/mm²	Avg. 30 N/mm ²	Min. 22/ Individual 20	Min. 22/ Individual 20	ISO 10545-4
	Breaking strength in N Thickness ≥7.5	Min. 1300	1000	1000	
4	Scratch hardness (MOH's scale)	Min. 5.5	5	5	EN 101
5	Impact resistance	Pass	Declared value	Declared value	ISO 10545-5
6	Surface abrasion	1500 Revolution (Class 3)	As class	As class	ISO 10545-7
7	Thermal expansion coefficient	Pass	Declared value	Declared value	ISO 10545-8
8	Thermal shock resistance	Pass	Pass	Pass	ISO 10545-9
9	Moisture Expansion	Pass	Declared value	Declared value	ISO 10545-10
10	Crazing resistance	Pass	Pass	Pass	ISO 10545-11
11	Frost Resistance	Pass	Declared value	Declared value	ISO 10545-12
12	Resistance to chemicals	Class A	Available	Available	ISO 10545-13
13	Resistance to staining	Class 5	Min class 3	Min class 3	ISO 10545-14
14	Lead and cadmium Release	Pass	Declared value	Declared value	ISO 10545-15
15	Small color differences	No change	ΔE < 0.75	ΔE < 0.75	ISO 10545-16
16	Coefficient of friction	Min. 0.4	Declared value	Declared value	ISO 10545-17
17	Surface quality	97 %	Min 95 %	Min 95 %	ISO 10545-2



+356 7705 9688 | info@esthetica.com.mt | www.esthetica.com.mt